

Instructions for wear checks of play equipment

The equipment must be checked for correct operation and safety, especially the points listed below:

Proof of maintenance

Playground.....

Date of installation

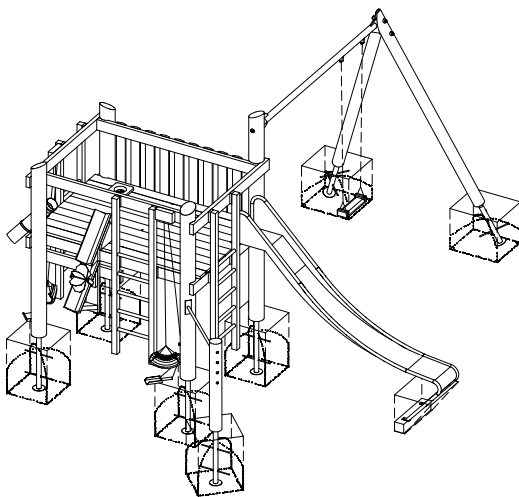
Checks depend on the type of equipment. Any equipment with moving parts must be checked at least twice a year, static equipment at least once a year.

Intervals for maintenance work and checks generally depend on

- location
- usage
- frequency of use
- possible vandalism

For more details see also our general instructions for maintenance of playgrounds!

Building Site Combination 0338
Order No. L5.03380 / K5.03380



Structural stability

In order to check steel feet for corrosion, uncover the foundations once a year.

Single equipment

Please pay attention to the **separate maintenance notes** of the following single equipment:

	Order No.	
Platform, height 1.50 m	L3.26300 / K3.26300	<input type="checkbox"/>
Ladder attachment to long side	3.67370	<input type="checkbox"/>
Ladder attachment to short side	3.67360	<input type="checkbox"/>
Bottom sand chute	5.97060	<input type="checkbox"/>
Curved sand chute	5.97090	<input type="checkbox"/>
Slide	3.63020	<input type="checkbox"/>
High Swing	3.19852 / K3.19852	<input type="checkbox"/>
Horizontal Bar	L3.69720	<input type="checkbox"/>
Sand Tray	5.97070	<input type="checkbox"/>
Sand Wheel	5.97130	<input type="checkbox"/>
Sand Hoist with Shovel	5.97000	<input type="checkbox"/>

Note: Please check that all documents are included!

Special notes, e.g. for repairs

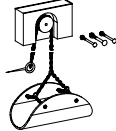

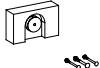

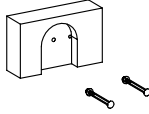


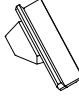


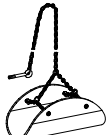


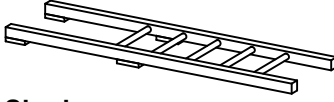

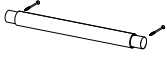
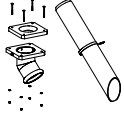




Repair not carried out, it is still possible to play on equipment

Repair not carried out, equipment is taken out of action

All work carried out, everything is in order

Maintenance carried out by:

..... Date

<p>Spare parts Building Site Combination 0338 Order No. L5.03380 / K5.03380</p>		<p>Please note that the safety standards of the equipment must not be affected. Therefore, when carrying out repairs it is helpful to only use original parts.</p>	
Order No.	Spare parts	Order No.	Spare parts
0.97000	<p>Sand Hoist, complete</p> 	0.97090	<p>Bent Sand Pipe</p> 
0.97010	<p>Turn round roll with protection block</p> 	0.97070	<p>Sand Chute</p> 
0.97160	<p>Protection Block without Turn Round Roll</p> 	99.00420	<p>Block for Sand Chute</p> 
0.97020	<p>Replacement Chain, complete</p> 	99.00320	<p>Upper Part for Sand Chute</p> 
0.97030	<p>Tyre Segment</p> 	99.00330	<p>Lower Part for Sand Chute</p> 
0.97032	<p>Tyre Segment complete with Chain</p> 	0.97130	<p>Sand Wheel</p> 
0.97140	<p>Tyre Segment without Chains</p> 	0.97082	<p>Ladder, 5 rungs</p> 
0.97050	<p>Shovel with Chain</p> 	0.98300	<p>Single rung</p> 
0.97060	<p>Lower Sand Pipe</p> 	0.30100	<p>Timber for Handrail for Short Side</p> 
0.97100	<p>Mounting Plate, top, incl. bolts</p> 	0.30110	<p>Timber for Handrail for Long Side</p> 
0.97110	<p>Mounting Plate, bottom incl. bolts</p> 	0.97105	<p>Plate f. Refurnishment of Stand Posts</p> 