

# Instructions for wear checks of play equipment

The equipment must be checked for correct operation and safety, especially the points listed below:

Proof of maintenance

Playground.....

Date of installation .....

Checks depend on the type of equipment. Any equipment with moving parts must be checked at least twice a year, static equipment at least once a year.

Intervals for maintenance work and checks generally depend on

- location
- usage
- frequency of use
- possible vandalism

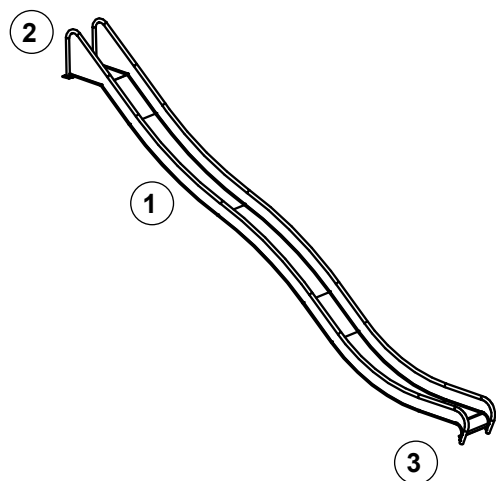
**For more details see also our general instructions for maintenance of playgrounds!**

## Stainless Steel Slide

width 0.45 m, with 1 wave

**Order No. 3.63220** height 3.00 m

**Order No. 3.63230** height 3.50 m



### Slide

1. Check for vandalism.
2. Check bolts and screws on the base equipment are tight and retighten if necessary.

### Structural stability

3. In order to check the stability of the foundations or the steel feet for corrosion, uncover the foundation once a year.
4. **Note**  
For slides installed on a slope check that the ground shape has not changed in such a way that foundations are exposed.





Special notes, e.g. for repairs

Repair not carried out, it is still possible to play on equipment

Repair not carried out, equipment is taken out of action

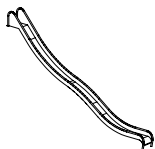
All work carried out, everything is in order

**For spare parts refer to back of page.**

Maintenance carried out by:

..... Date .....

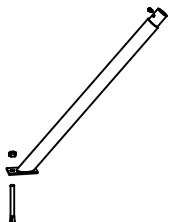
**Spare parts**  
**Stainless Steel Slide**  
**Order No. 3.63220/3.63230**



Please note that the safety standards of the equipment must not be affected. Therefore, when carrying out repairs it is helpful to **only use original parts**.

**Order No. Spare parts**

**0.92081 Support for slide, top**



**0.92090 Support for slide, bottom**

