

# Instructions for wear checks of play equipment

The equipment must be checked for correct operation and safety, especially the points listed below:

Proof of maintenance

**Playground**.....

**Date of installation** .....

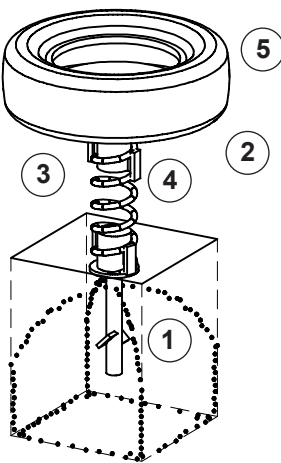
Checks depend on the type of equipment. Any equipment with moving parts must be checked at least twice a year, static equipment at least once a year.

Intervals for maintenance work and checks generally depend on

- the location
- the usage
- the frequency of use
- possible vandalism

For more details see also "General instructions for maintenance of playgrounds".

**Turning Tyre**  
Order No. 6.27000/6.27005



## Structural stability

1. Uncover the foundation once a year in order to check the structural stability as follows:
  - steel for corrosion
  - anchoring to the ground for stability
  - condition of concrete foundation
2. Check that the board is securely connected to the tyre, retighten screws if necessary.

## Metal/fittings

3. Check that the spring fitting is securely connected and retighten bolts/screws if necessary.
4. Check the bearing for proper operation.

## Rubber

5. Check tyres for wear and tear as well as for vandalism; replace if required.

Special notes, e.g. for repairs

Repair not carried out, it is still possible to play on equipment

Repair not carried out, equipment is taken out of action

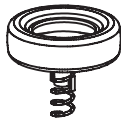
All work carried out, everything is in order

Maintenance carried out by:

For spare parts refer to back of page.

..... Date .....

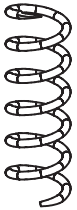
**Spare parts**  
**Turning Tyre**  
**Order No. 6.27000/6.27005**



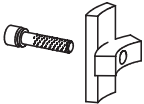
Please note that the safety standards of the equipment must not be affected. Therefore, when carrying out repairs it is helpful to **only use original parts.**

**Order No. Spare part**

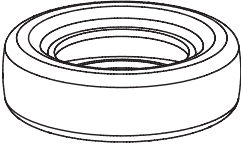
**0.92451**      **compression spring**



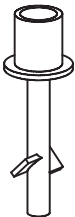
**0.92480**      **clamping block**



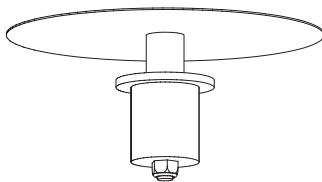
**0.92481**      **used tyre**



**0.70300**      **foundation anchor**



**0.70310**      **bearing**



**Note**

This list includes only the spare parts ordered most frequently. Other spare parts on request.