

Instructions for wear checks of play equipment

The equipment must be checked for correct operation and safety, especially the points listed below:

Proof of maintenance

Playground.....

Date of installation

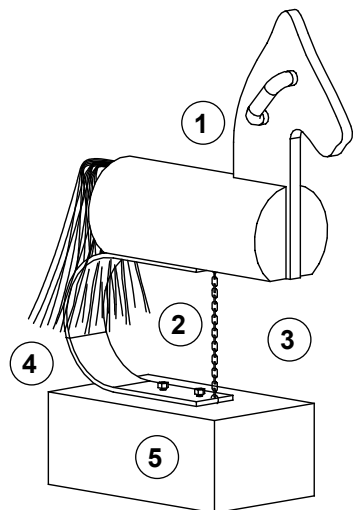
Checks depend on the type of equipment. Any equipment with moving parts must be checked at least twice a year, static equipment at least once a year.

Intervals for maintenance work and checks generally depend on

- location
- usage
- frequency of use
- possible vandalism

For more details see also our general instructions for maintenance of playgrounds!

Swinging Horse
Order No. 4.24150



Wooden parts

1. Check for rot and, if necessary, smooth out splinters and round off sharp edges of cracks.

Leaf spring and chain

2. Check for wear and tear.
3. Check the connections of the retaining chain.
4. Ensure that the leaf spring can swing freely. If the spring is clamped in the floor structure, may it break!

Structural stability

5. Examine the foundation by rocking the equipment once a year.

<input type="checkbox"/>	
<input type="checkbox"/>	
<input type="checkbox"/>	
<input type="checkbox"/>	
<input type="checkbox"/>	
<input type="checkbox"/>	
<input type="checkbox"/>	
<input type="checkbox"/>	
<input type="checkbox"/>	

Special notes, e.g. for repairs

Repair not carried out, it is still possible to play on equipment

Repair not carried out, equipment is taken out of action

All work carried out, everything is in order

Maintenance carried out by:

..... Date

Spare parts
Swinging Horse
Order No. 4.24150



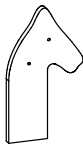
Please note that the safety standards of the equipment must not be affected. Therefore, when carrying out repairs it is helpful to **only use original parts**.

Order No. Spare parts


0.88700 Head with handles



0.88800 Head without handles



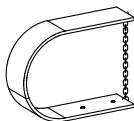
0.88900 Horse body without leaf spring



0.88910 Horse body without head



0.92200 Leaf spring with stopper chain



0.92210 Pair of handles



99.00160 Tail

