

Instructions for wear checks of play equipment

The equipment must be checked for correct operation and safety, especially the points listed below:

Proof of maintenance

Playground.....

Date of installation

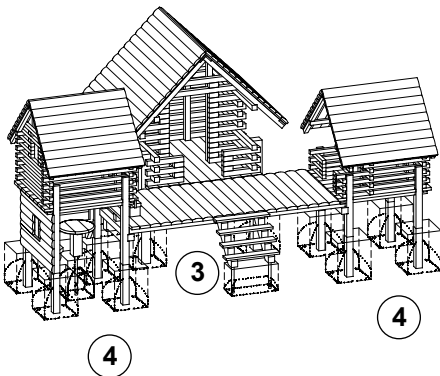
Checks depend on the type of equipment. Any equipment with moving parts must be checked at least twice a year, static equipment at least once a year.

Intervals for maintenance work and checks generally depend on

- location
- usage
- frequency of use
- possible vandalism

For more details see also "General instructions for maintenance of playgrounds".

House Group A 1
Order No. 4.10710/L4.10710



Wooden parts

1. Check for rot and, if necessary, smooth out splinters and round off sharp edges of cracks.
2. Check that all bolts and screws are tight and retighten if necessary.
3. Check steps for wear and tear: at least 2/3 of the material should be left, replace if necessary.

Structural stability

4. In order to check for rot at wooden parts or steel feet for corrosion, uncover the foundations once a year.

Special notes, e.g. for repairs

Repair not carried out, it is still possible to play on equipment

Repair not carried out, equipment is taken out of action


All work carried out, everything is in order

Maintenance carried out by:



For spare parts refer to back of page.

..... Date

**Spare Parts
House Group
Order No. 4.10710/
L4.10710**



Please note that the safety standards of the equipment must not be affected. Therefore, when carrying out repairs it is helpful to **only use original parts.**

Order No.	Spare part
<p>0.30020</p> <p>roof cladding length 1.43 m fir, impregnated</p>  <p>Please indicate the covering surface.</p>	
<p>0.30021</p> <p>as before but made of larch</p>	
<p>99.00310</p> <p>stand post spruce, impregnated</p> 	
<p>99.00530</p> <p>as before but made of oak</p>	