

Instructions for wear checks of play equipment

The equipment must be checked for correct operation and safety, especially points listed below:

Proof of maintenance

Playground

Date of installation


Checks depend on the type of equipment. Any equipment with moving parts must be checked at least twice a year, static equipment at least once a year.

Intervals for maintenance work and checks generally depend on

- location
- kind of use
- frequency of use
- possible vandalism

For more details see also "General instructions for maintenance of playgrounds".

Small Playing House
Order No. 4.10100/L4.10100
4.10110/L4.10110



Wooden parts

1. Check for rot and, if necessary, smooth out splinters and round off sharp edges of cracks.
2. Check that all bolts and screws are tight and retighten if necessary.

Structural stability

3. Check fixation to the ground once a year by lifting.

Special notes, e.g. for repairs

Repair not carried out, it is still possible to play on equipment

Repair not carried out, equipment is taken out of action

All work carried out, everything is in order

Maintenance carried out by:

For spare parts refer to back of page.

..... Date

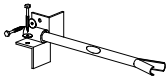
Spare Parts
Small Playing House
Order No. 4.10100/L4.10100
4.10110/L4.10110



Please note that the safety standards of the equipment must not be affected. Therefore, when carrying out repairs it is helpful to **only use original parts**.

Order No. Spare part

0.92700 foundation iron



0.30020 roof cladding, fir, impregnated



0.30021 roof cladding, larch


Please indicate the covering surface.

99.01285 floor, spruce, impregnated



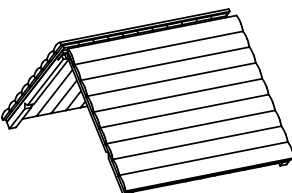
99.01286 floor, larch

99.00400 roof section, fir, impregnated



99.00410 roof section, larch

99.00380 roof, 2 sections, fir, impregnated



99.00390 roof, 2 sections, larch